

KTEA™-3

KTEA™ -3

Kaufman Test of Educational Achievement, Third Edition

Growth Scale Value Charts

Alan S. Kaufman, PhD, & Nadeen L. Kaufman, EdD

Name:	Sample KTEA Student
Date of Report:	09/06/2016
Examinee ID:	1230001
Examiner Name:	Sample Examiner
Birth Date:	05/01/2000
Gender:	Female
Grade:	10



Copyright © 2014 NCS Pearson, Inc. All rights reserved.

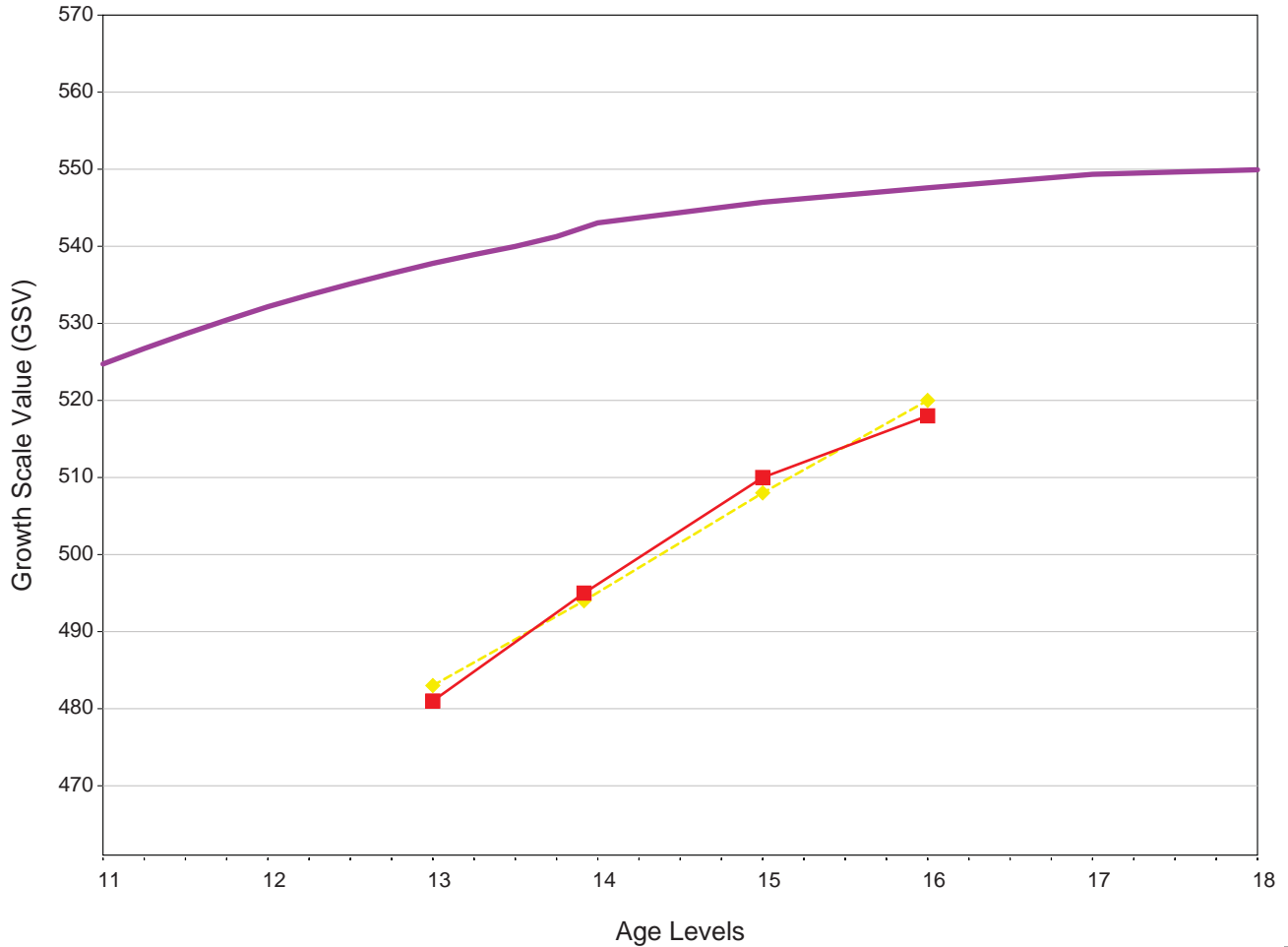
KTEA, **Pearson**, the **PSI logo**, and **PsychCorp** are trademarks in the U.S. and/or other countries of Pearson Education, Inc., or its affiliate(s).

TRADE SECRET INFORMATION

Not for release under HIPAA or other data disclosure laws that exempt trade secrets from disclosure.

[1.0 / RE1 / QG1]

Math Concepts & Applications

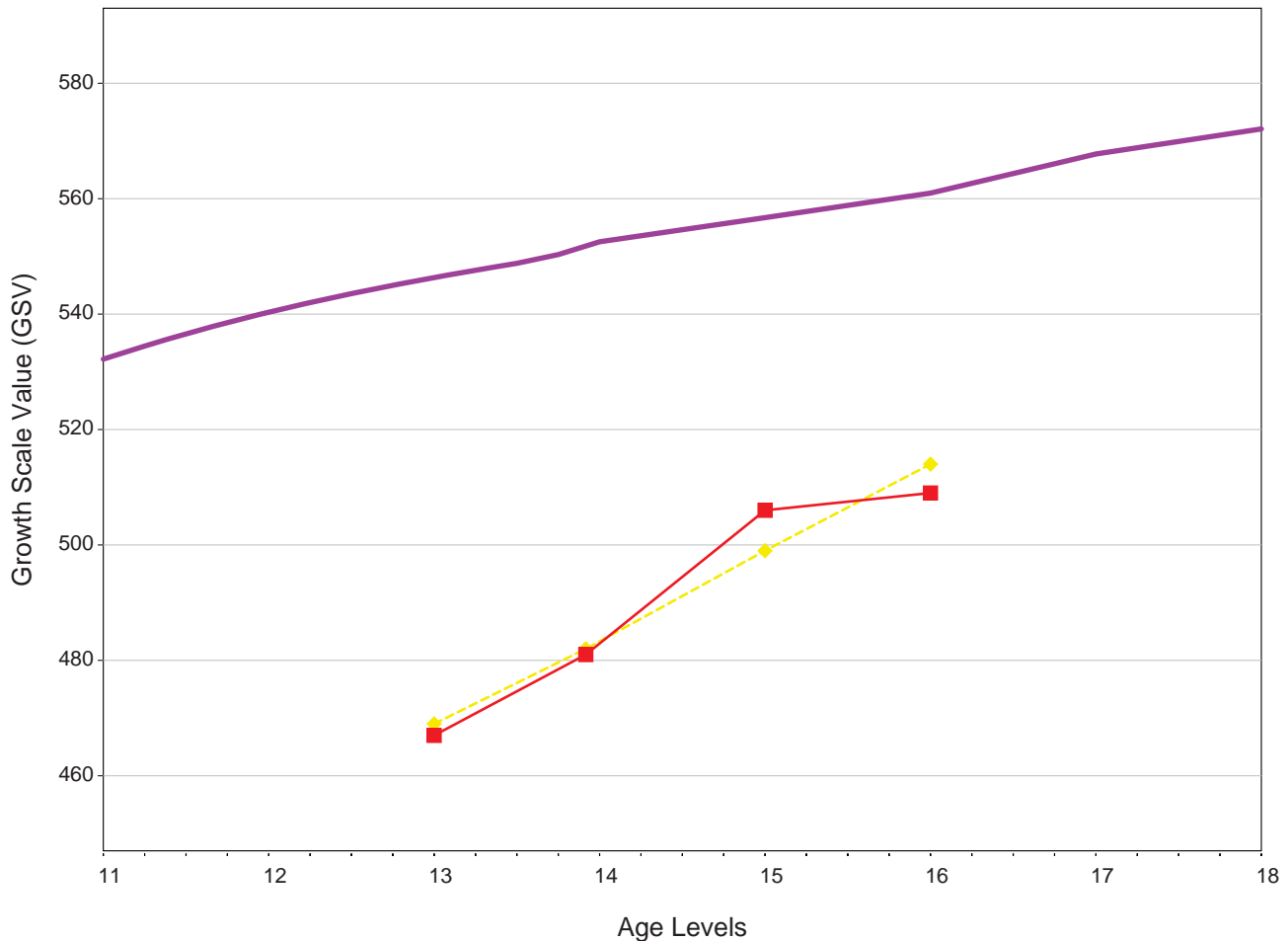


— Average Normative Growth Rate ■ Student's Observed Growth Rate ◆ Student's Average Growth Rate

Administrations		Student Performance		
Test Date	Age	%Rank	GSV	Change Since Last Test
05/06/2013	13:0	1	481	-
04/01/2014	13:11	2	495	14*
05/31/2015	15:0	5	510	15*
05/01/2016	16:0	8	518	8

*Change since last test is significantly greater than 0.

Letter & Word Recognition



— Average Normative Growth Rate —■— Student's Observed Growth Rate —◆— Student's Average Growth Rate

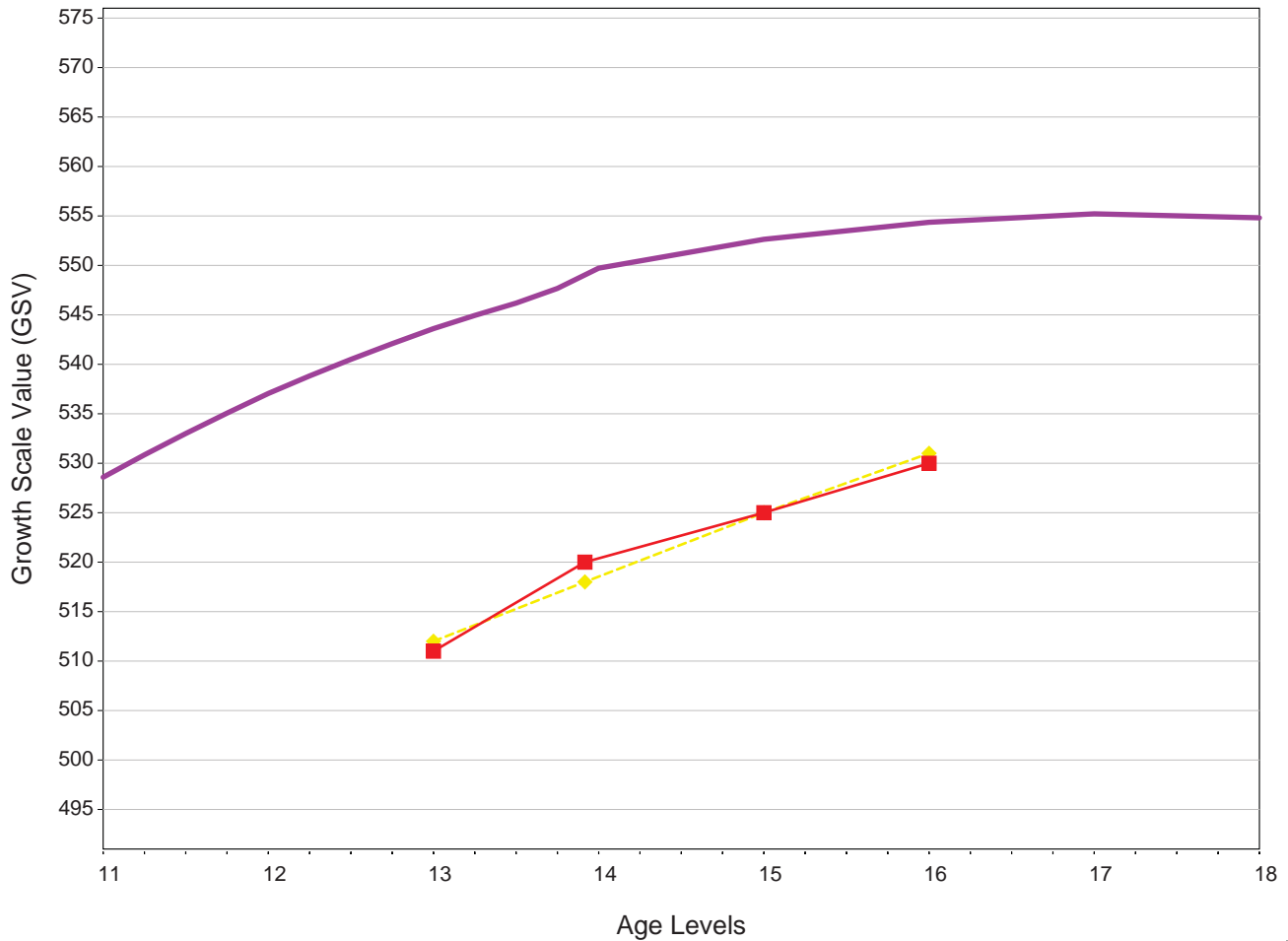
Administrations

Student Performance

Test Date	Age	%Rank	GSV	Change Since Last Test
05/06/2013	13:0	0.4	467	-
04/01/2014	13:11	1	481	14*
05/31/2015	15:0	3	506	25*
05/01/2016	16:0	3	509	3

*Change since last test is significantly greater than 0.

Math Computation

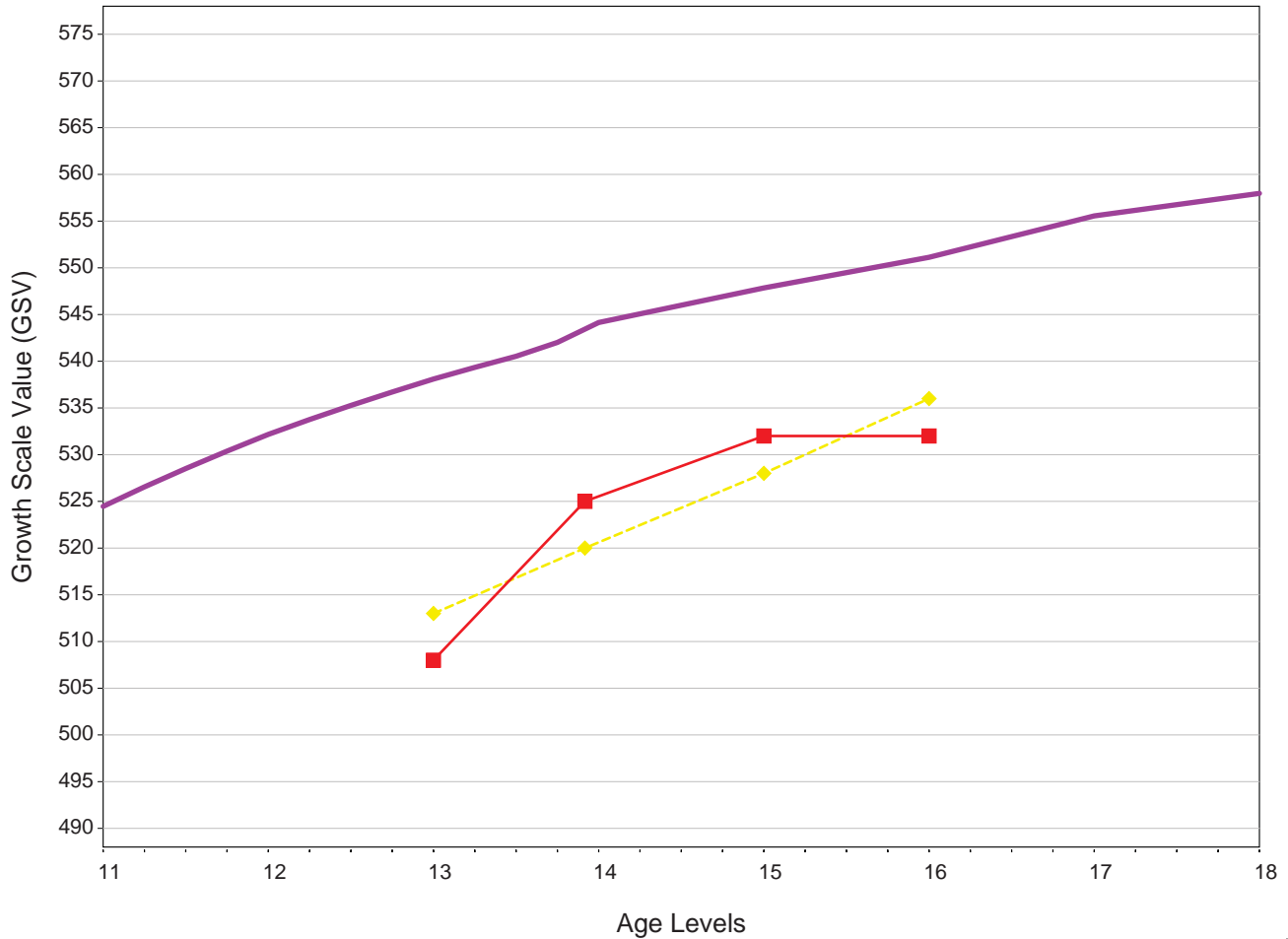


— Average Normative Growth Rate —■— Student's Observed Growth Rate —◆— Student's Average Growth Rate

Administrations		Student Performance		
Test Date	Age	%Rank	GSV	Change Since Last Test
05/06/2013	13:0	6	511	-
04/01/2014	13:11	9	520	9
05/31/2015	15:0	12	525	5
05/01/2016	16:0	13	530	5

*Change since last test is significantly greater than 0.

Reading Comprehension



— Average Normative Growth Rate ■ Student's Observed Growth Rate ◆ Student's Average Growth Rate

Administrations		Student Performance		
Test Date	Age	%Rank	GSV	Change Since Last Test
05/06/2013	13:0	5	508	-
04/01/2014	13:11	13	525	17*
05/31/2015	15:0	13	532	7
05/01/2016	16:0	7	532	0

*Change since last test is significantly greater than 0.